




# Blue Pacific 2050 Data Visualization

BY :  
-Fadhurrahman  
-Hendi Reeve Akbar



# DATASET

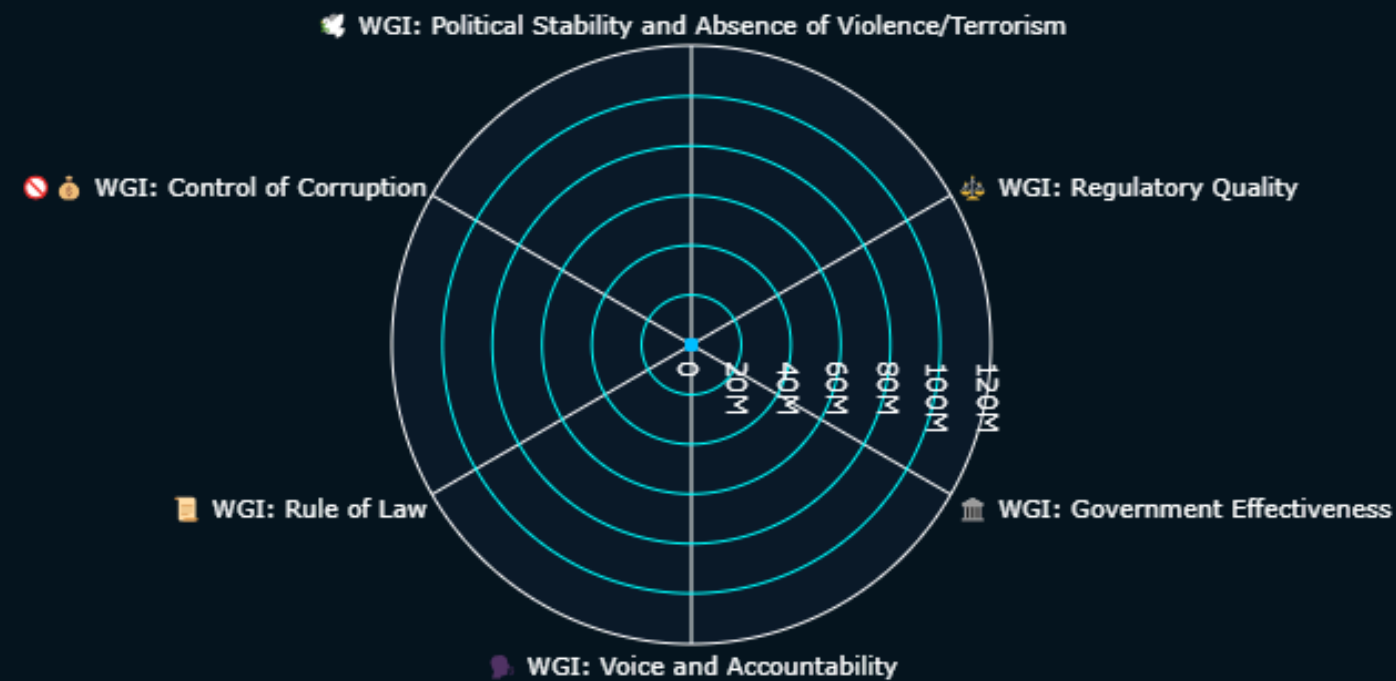
The dataset, titled “***Political Leadership & Regionalism***”, is sourced from the Pacific Data Hub and tracks regional political leadership, cohesion, and the strength of regional institutions across Pacific Island countries. It reflects the ongoing efforts aligned with the Blue Pacific 2050 strategy, aiming to unify and empower Pacific peoples under shared values and priorities.

Despite diverse political and cultural contexts, the indicators reveal a steady commitment to collaboration through the Pacific Islands Forum and related structures. This solidarity is essential to tackling shared challenges such as climate change, sustainable development, and ocean governance

It also shows growing recognition from external partners of the Pacific’s collective voice, underscoring respect for its united approach. At the same time, it points to the need for more inclusive and responsive regional frameworks. Ultimately, political leadership in the Pacific is about shaping a common identity and future—one strengthened by unity, responsibility, and regional cooperation.

We are using a static approach for our visualization using tools such as, ***Visual Studio Code*** to visualize using ***matplotlib***, ***plotly***, and ***seaborn*** using a ***jupyter notebook***.

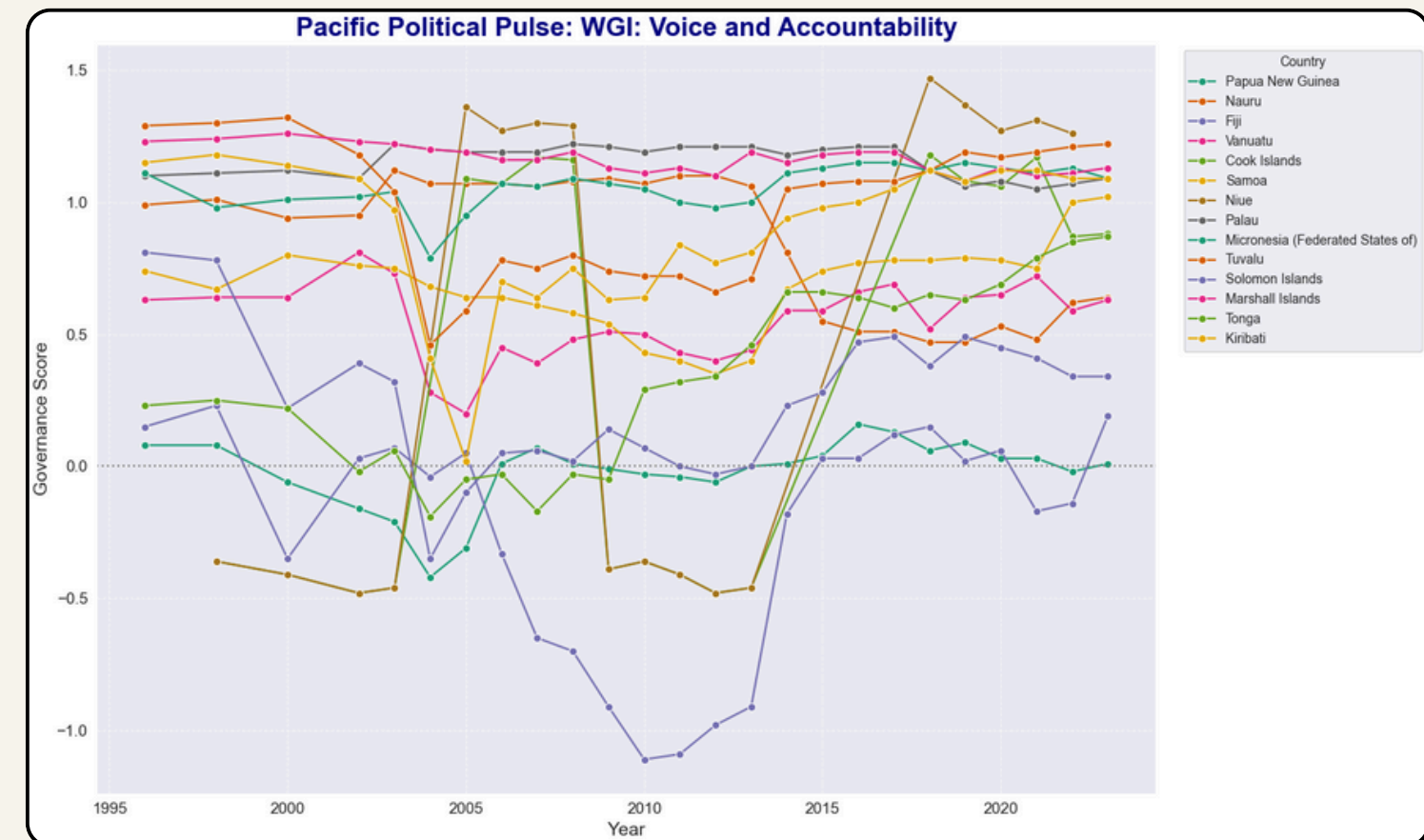
Samoa - Governance Indicators (2022)

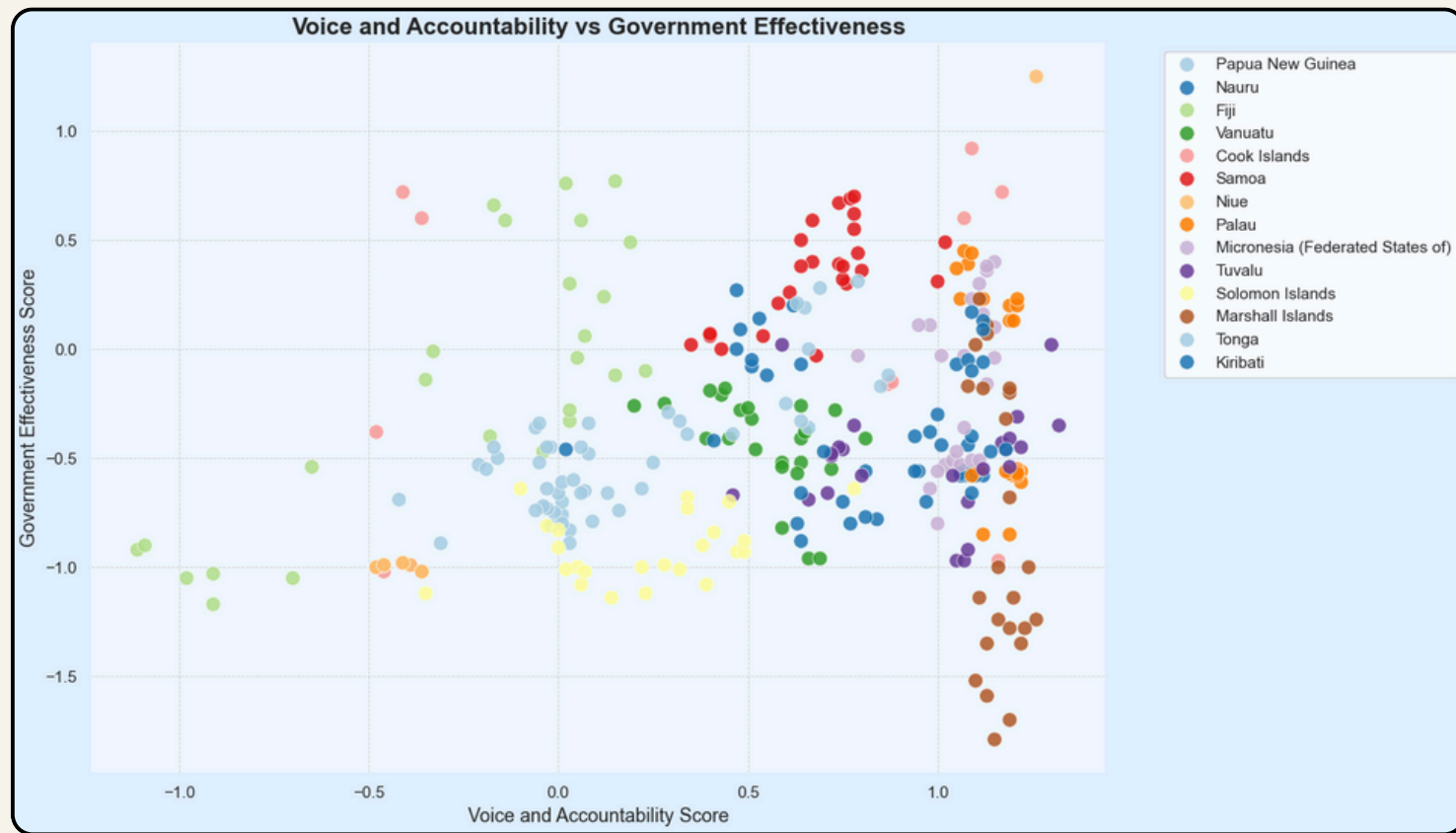


1

This graph here shows strong performance in Voice and Accountability and Regulatory Quality, reflecting good civic engagement and policy implementation. Moderate results appear in Government Effectiveness, while lower scores in Corruption Control and Political Stability highlight ongoing governance challenges.

2 This graph here shows that From 1996 to 2023, different Pacific countries showed different patterns in voice and accountability. Palau, Nauru, and Tuvalu continuously rank highly, whereas Fiji's ranking fell precipitously after the 2006 coup. Solomon Islands and Papua New Guinea exhibit ongoing difficulties, but Tonga and Kiribati exhibit political change and varying levels of democratic participation throughout time.

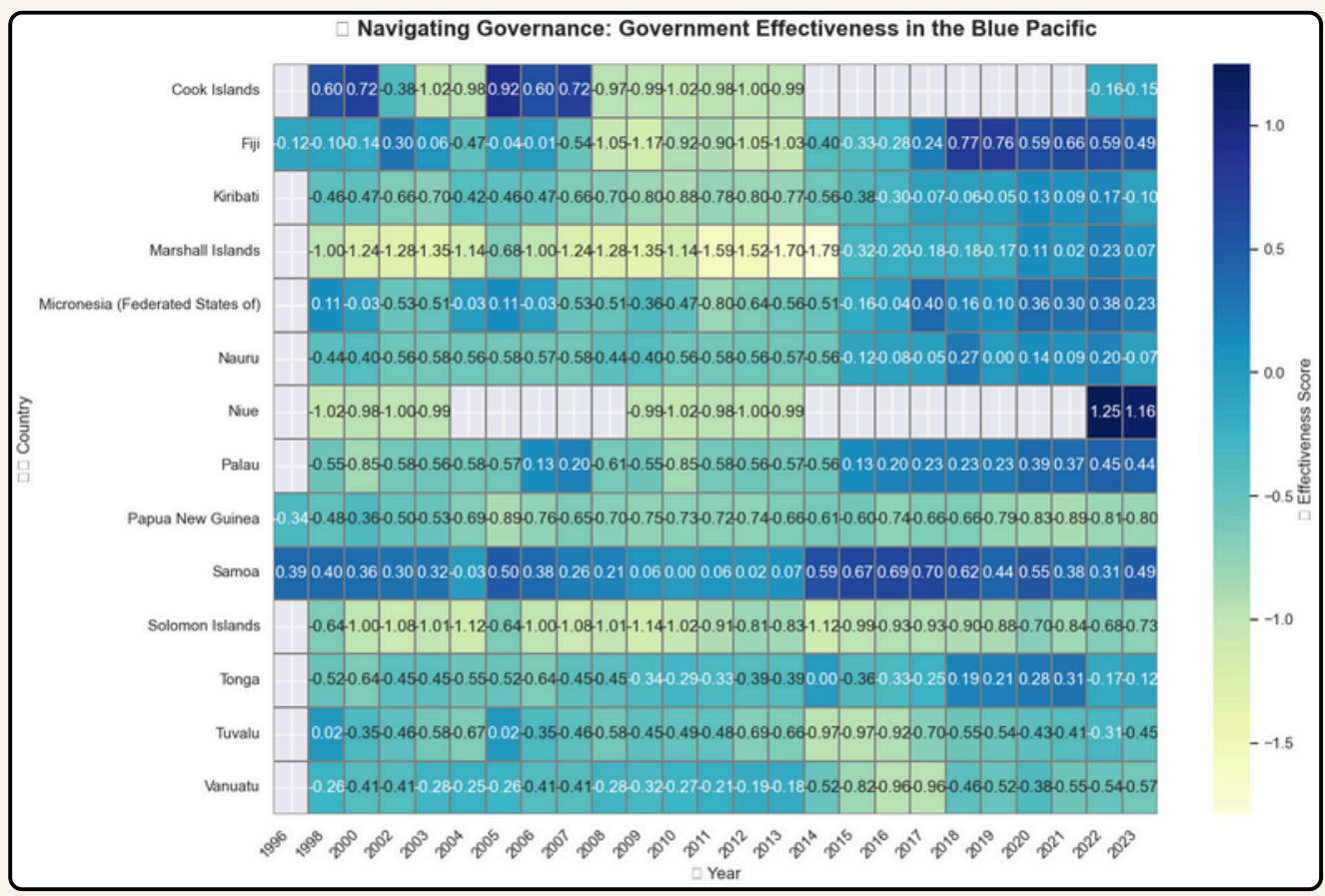


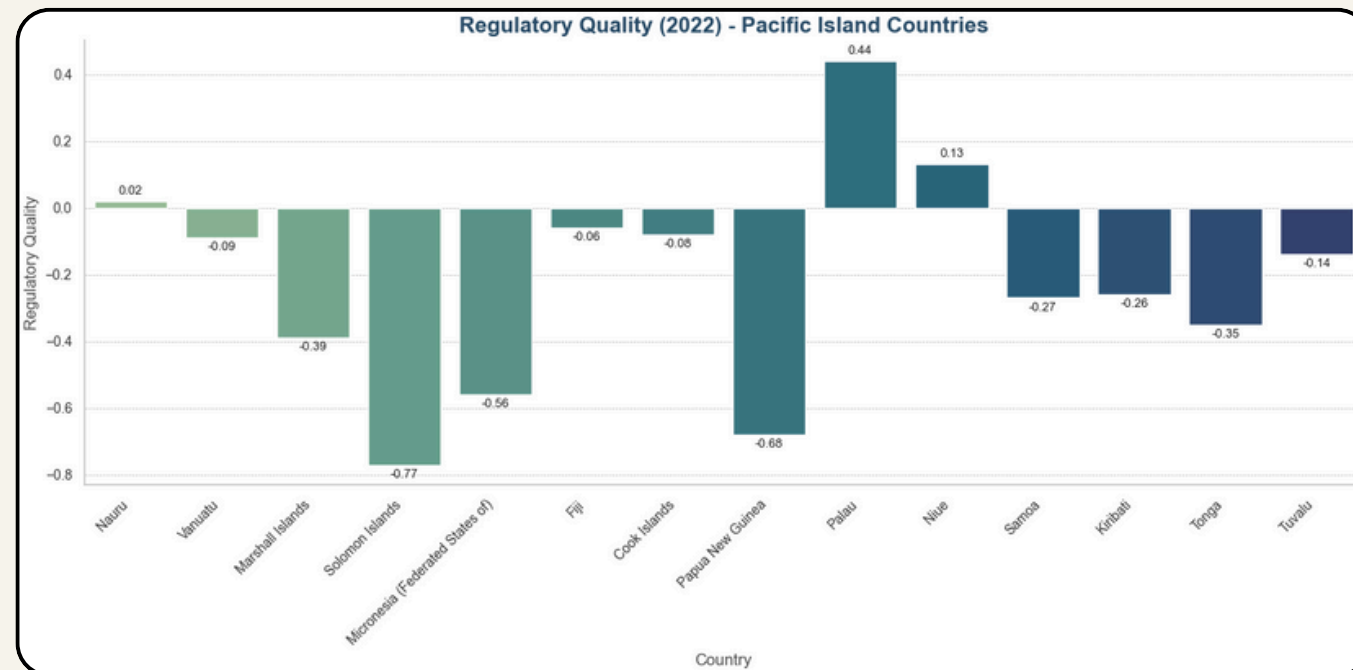


4 The heatmap shows the Pacific countries' Government Effectiveness scores from 1996 to 2023. Strong governance performance is demonstrated by countries with consistently high scores, such as the Marshall Islands, Palau, and Niue. While Kiribati, Vanuatu, and Tuvalu have varying or worse scores, Solomon Islands and Papua New Guinea exhibit steady development, underscoring regional differences in institutional capability and governance.

3

This plot shows that across Pacific nations, voice and accountability are linked to government effectiveness. While many exhibit low effectiveness, the majority of countries fall within the moderate to high accountability score range. Some, such as Palau and Samoa, exhibit balanced government strengths and perform well in both.






6 This box plot presents the Rule of Law scores for various Pacific Island countries. Nations with consistently high scores include Niue, Palau, and Samoa, while Fiji, the Cook Islands, and Papua New Guinea have lower, fluctuating values. The plot demonstrates clear disparities in legal governance and institutional trustworthiness across the region.

5

This chart shows Pacific Island countries' 2022 Regulatory Quality scores. Palau and Niue stand out for their strong positive scores, which reflect excellent policy environments. In contrast, the Solomon Islands, Papua New Guinea, and Micronesia have the lowest scores, indicating inadequate regulatory competence. Most countries scored poorly, indicating pervasive governance issues in sustaining effective legislation and institutional quality.



# SOURCE

**Dataset :** <https://pacificdata.org/data/dataset/blue-pacific-2050-political-leadership-and-regionalism-thematic-area-1-df-bp50-1>

The background features three vertical bars on the left: a wide light pink bar, a narrower teal bar, and a narrow light beige bar. The right side of the image is white with two rectangular areas of a light pink dot grid pattern, one in the top right and one in the bottom right.

**THANK YOU**