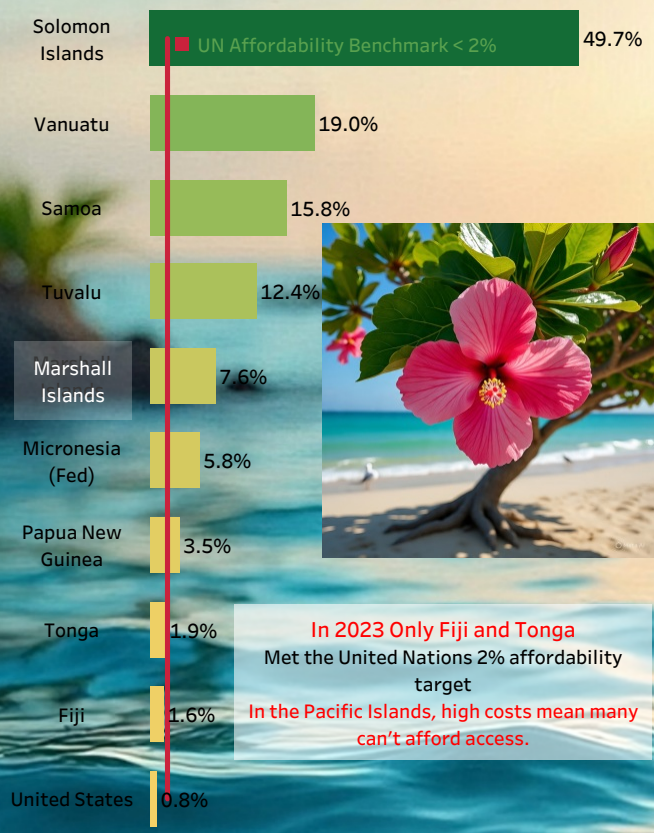


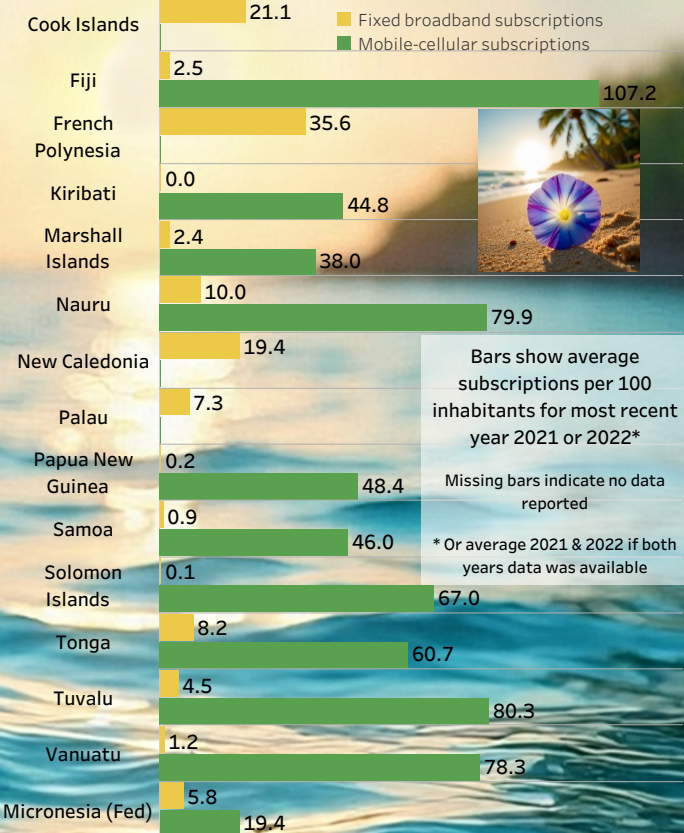
The momentum is strong—most countries have seen significant growth in broadband usage between 2017-2022

Solomon Islands	198.0%
Papua New Guinea	141.1%
Tuvalu	130.7%
Vanuatu	126.9%
Kiribati	115.0%
Samoa	91.1%
Marshall Islands	89.1%
Nauru	32.5%
Fiji	29.5%
Micronesia (Fed)	14.7%

**Priced Out of Access: The Cost of Broadband as a % of Income**



**More Phones Than Home Connections: Broadband Access Trails Far Behind Mobile Per 100 Inhabitants**

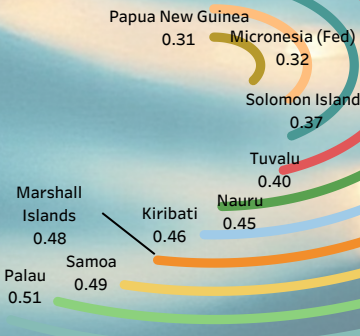


**Beyond Access: How Pacific Governments Translate Connectivity into Services in 2024**

Access and affordability are just the beginning—digital inclusion becomes real when governments provide quality online services. The E-Government Index (EGDI) highlights which countries can turn connectivity into meaningful outcomes, and where infrastructure gaps still hinder progress. Nations with lower EGDI scores face greater hurdles in making access truly impactful.



Fiji 0.68



Connectivity alone won't shape the Pacific of tomorrow—equity will. To realize the promise of the 2050 Vision, nations must transform access into opportunity, and infrastructure into inclusion. Let's build a digital future that leaves no one behind!

